

BLUEBOOK[®] CSI Rental Market

123 Main Street Lake Forest CA 92630

BPO ID: **WS-00001** Bedrooms: **4** Baths: **3.0** Year Built: **1973** Total Living Area: **2,344 SF**

Property Type: **Single Family Detached** Bluebook ID#: **8036**

Date Printed: **7/31/2014 9:16:13 AM (UTC)**

Valuation Date: **5/1/2014**

Market Rent

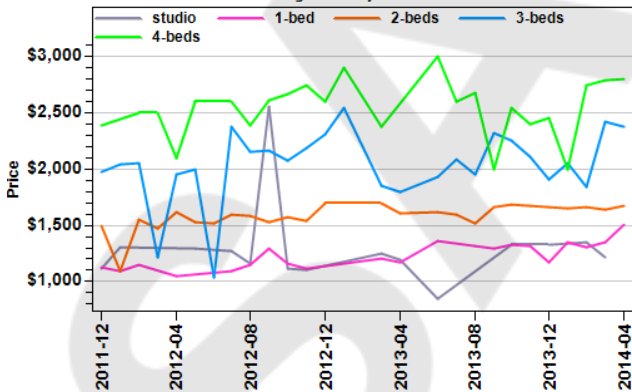
Estimated Market Rental Rate: **\$2,800** High: **\$3,400** Low: **\$2,200** Confidence Score: **79**

12-month market rent as a percentage of the market value: **5.18%**

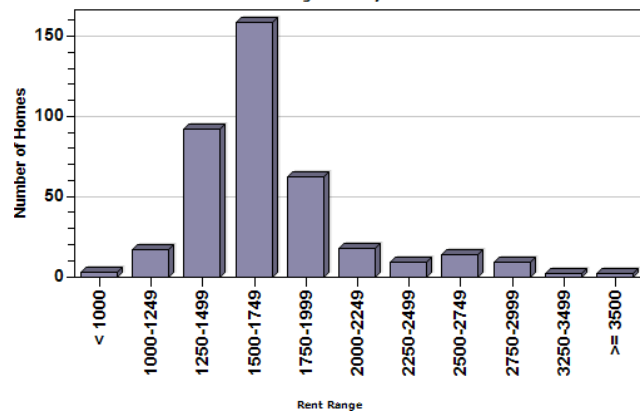
Comparable Rental Property List

Score	Address 1	Address 2	Distance	Beds	Baths	Living Area	Lot Area	Year Built	Lease Date	Rent Amount
83	14652 PEPPER TREE CIR	LAKE FOREST, CA 92780	0.2	4	3	2,344		1976	2014-04-10	\$3,300
66	2092 FALLEN LEAF PL	LAKE FOREST, CA 92780	0.3	4	2.1	2,803	5,500	1968	2012-08-15	\$2,750
61	14882 FOXCROFT RD	LAKE FOREST, CA 92780	0.28	4	2.1	2,243		1968	2012-09-01	\$2,750
59	14711 HYANNIS PORT RD	LAKE FOREST, CA 92780	0.3	4	2	1,696		1968	2012-08-15	\$2,550
53	14762 FEATHERHILL RD	LAKE FOREST, CA 92780	0.33	3	2	1,648	5,445	1968	2012-08-15	\$2,700
53	14261 SHADYBROOK DR	LAKE FOREST, CA 92780	0.69	3	2	1,414	7,920	1968	2012-06-15	\$1,900
49	2241 CRANBERRY RD	LAKE FOREST, CA 92780	0.73	3	1.1	1,168	1,076	1975	2014-02-11	\$2,095
46	2052 FALLEN LEAF PL	LAKE FOREST, CA 92780	0.34	3	2	1,268	5,500	1968	2012-09-10	\$2,700
43	2294 CLOVER DR	LAKE FOREST, CA 92780	0.62	3	2	1,234		1975	2013-06-20	\$1,800
42	2252 CRANBERRY RD	LAKE FOREST, CA 92780	0.72	3	2	1,234		1975	2013-06-20	\$1,850
42	2314 CONIFER LN	LAKE FOREST, CA 92780	0.68	3	2	1,234		1975	2012-12-06	\$1,900
41	2224 CRANBERRY RD	LAKE FOREST, CA 92780	0.72	2	2	1,054	1,967	1975	2013-12-16	\$1,700
32	2161 FOXGLOVE RD	LAKE FOREST, CA 92780	0.68	2	2	1,054	1,966	1973	2013-03-10	\$1,695
27	2161 DOGWOOD RD	LAKE FOREST, CA 92780	0.75			1,234		1973	2012-11-15	\$1,090

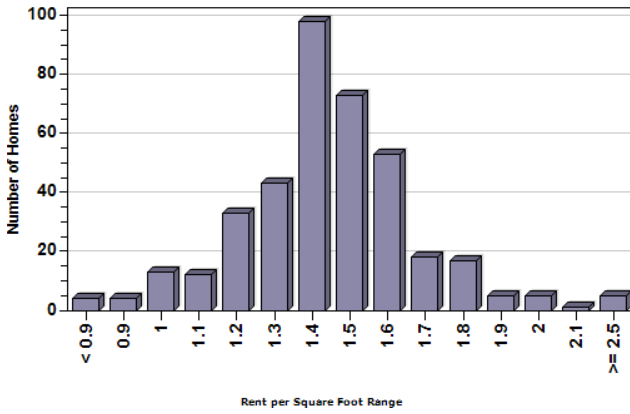
Average Rental Price
Single Family



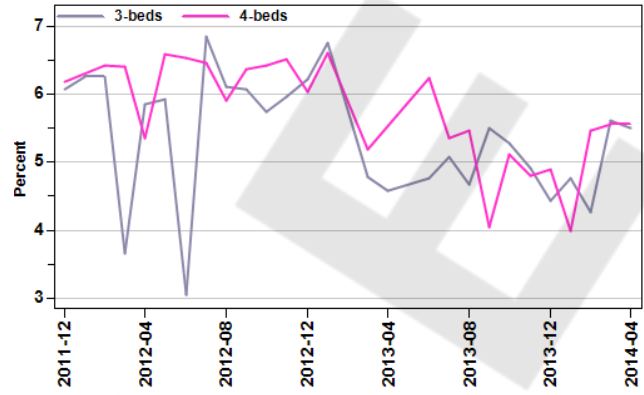
Rent Distribution
Single Family



Rent per Living Area Distribution
Single Family



Gross Rental Yields By Bedroom
Single Family



Copyright © 2014 Bluebook International - All Rights Reserved

DISCLAIMER: This report is subject to Bluebook's and/or the provider of this report's (collectively the "Company") Terms & Conditions, Users License, Privacy Policy, and any applicable contract terms. All information, however derived, entered or implemented including all data contained herein, is the sole property of the Company and its third party providers. This report (including graphs, charts, and photos) is derived from the use of proprietary automated valuation technologies, modeling, public record data, other data, your inputs, and proprietary predictive technologies. Your use constitutes a license. This report and the data contained in it may not be re-sold, remarketed, syndicated, compiled, or published without prior written permission from Company. This report does NOT constitute an appraisal or similar valuation. Inputs may not include visual inspections, neighborhood characteristics, school zones, topography, and other factors that may influence value. Company does not offer tax advice, accounting advice, or contractor estimates. You should consult with appropriate financial, legal, construction, and/or real estate professionals before acting on or utilizing the report. THIS REPORT IS AN OPINION THAT MAY BE INACCURATE AND IS PROVIDED SOLELY AS AN INFORMATIONAL TOOL NOT DESIGNED TO PROVIDE DEFINITIVE ANSWERS. ALL ELEMENTS ARE OFFERED "AS IS" AND COMPANY EXPRESSLY DISCLAIMS ANY AND ALL WARRANTIES, REPRESENTATIONS, AND GUARANTEES OF ANY NATURE, EXPRESS, IMPLIED OR OTHERWISE, INCLUDING BUT NOT LIMITED TO ANY IMPLIED WARRANTIES OF MERCHANTABILITY, NON-INFRINGEMENT, TITLE, QUIET ENJOYMENT, ACCURACY, OR FITNESS FOR A PARTICULAR PURPOSE. IN NO EVENT SHALL COMPANY (OR ITS SUPPLIERS) BE LIABLE FOR ANY GENERAL, DIRECT, SPECIAL, INCIDENTAL, INDIRECT OR CONSEQUENTIAL DAMAGES OF ANY KIND, OR ANY DAMAGES WHATSOEVER (INCLUDING WITHOUT LIMITATION, THOSE RESULTING FROM USE OF THE PRODUCT, INCLUDING: (1) RELIANCE ON THE MATERIALS PRESENTED, (2) COSTS OF REPLACEMENT GOODS, (3) LOSS OF USE, DATA OR PROFITS, (4) DELAYS OR BUSINESS INTERRUPTIONS, (5) AND ANY THEORY OF LIABILITY, ARISING OUT OF OR IN CONNECTION WITH THE USE OR PERFORMANCE OF INFORMATION) WHETHER OR NOT COMPANY HAS BEEN ADVISED OF THE POSSIBILITY OF SUCH DAMAGES.